


INSTITUTO DE CAPACITACIÓN PARA EL TRABAJO  
DEL ESTADO DE PUEBLA  
ESTADO ANALÍTICO DEL EJERCICIO DEL PRESUPUESTO DE EGRESOS  
CLASIFICACIÓN ADMINISTRATIVA  
Del 1 de Enero al 31 de Mayo de 2021  
(Cifras en pesos)

| Concepto        | Egreso Aprobado (1)  | Ampliaciones/Reducciones (2) | Egreso Modificado (3=1+2) | Egreso Devengado (4) | Egreso Pagado (5) | Subejercicio (6=3-4) |                |
|-----------------|--|------------------------------|---------------------------|----------------------|-------------------|----------------------|----------------|
| 2               | SECTOR PUBLICO DE LAS ENTIDADES FEDERATIVAS                              | 158,832,649.00               | 3,006,835.00              | 161,839,484.00       | 40,495,344.21     | 36,729,417.84        | 121,344,139.79 |
| 2.1             | SECTOR PUBLICO NO FINANCIERO   | 158,832,649.00               | 3,006,835.00              | 161,839,484.00       | 40,495,344.21     | 36,729,417.84        | 121,344,139.79 |
| 2.1.1           | GOBIERNO GENERAL ESTATAL O DEL DISTRITO FEDERAL                          | 158,832,649.00               | 3,006,835.00              | 161,839,484.00       | 40,495,344.21     | 36,729,417.84        | 121,344,139.79 |
| 2.1.1.2         | ENTIDADES PARAESTATALES Y FIDEICOMISOS NO EMPRESARIALES Y NO FINANCIEROS | 158,832,649.00               | 3,006,835.00              | 161,839,484.00       | 40,495,344.21     | 36,729,417.84        | 121,344,139.79 |
| 2.1.1.2.8       | INSTITUTO DE CAPACITACIÓN PARA EL TRABAJO DEL ESTADO DE PUEBLA           | 158,832,649.00               | 3,006,835.00              | 161,839,484.00       | 40,495,344.21     | 36,729,417.84        | 121,344,139.79 |
| 000             | RAMO GENERAL   | 0.00                         | 0.00                      | 0.00                 | 0.00              | 0.00                 | 0.00           |
| 001             | DIRECCION GENERAL  | 53,304,809.66                | 13,439,634.86             | 66,744,444.52        | 16,917,989.24     | 16,259,887.99        | 49,826,455.28  |
| 002             | UNIDAD PUEBLA  | 10,172,461.19                | -1,035,422.65             | 9,137,038.54         | 1,941,785.82      | 1,722,340.14         | 7,195,252.72   |
| 003             | UNIDAD TEHUACAN  | 6,037,084.14                 | -750,041.66               | 5,287,042.48         | 1,577,707.07      | 1,405,810.93         | 3,709,335.41   |
| 004             | UNIDAD SAN MARTIN TEXMELUCAN   | 4,683,973.94                 | -428,335.87               | 4,255,638.07         | 1,019,130.98      | 934,653.43           | 3,236,507.09   |
| 005             | UNIDAD IZUCAR DE MATAMOROS   | 7,289,404.86                 | -594,587.56               | 6,694,817.30         | 1,312,378.28      | 1,024,894.72         | 5,382,439.02   |
| 006             | UNIDAD ACATLAN DE OSORIO   | 9,179,210.55                 | -1,854,094.71             | 7,325,115.84         | 1,660,684.06      | 1,357,510.94         | 5,664,431.78   |
| 007             | UNIDAD CIUDAD SERDAN   | 6,001,878.36                 | -480,501.90               | 5,521,376.46         | 1,417,913.27      | 1,256,913.98         | 4,103,463.19   |
| 008             | UNIDAD TECAMACHALCO  | 4,952,322.76                 | -416,407.90               | 4,535,914.86         | 1,177,349.57      | 1,058,633.03         | 3,358,565.29   |
| 009             | UNIDAD TEZIUTLAN   | 5,863,107.66                 | -762,582.24               | 5,100,525.42         | 1,208,206.67      | 1,095,451.16         | 3,892,318.75   |
| 010             | UNIDAD AMOZOC DE MOTA  | 4,909,763.01                 | -436,244.97               | 4,473,518.04         | 962,960.28        | 888,486.72           | 3,510,557.76   |
| 011             | UNIDAD CHIAUTLA DE TAPIA   | 4,687,428.36                 | -348,976.81               | 4,338,451.55         | 1,102,660.86      | 978,847.48           | 3,235,790.69   |
| 012             | UNIDAD HUAUCHINANGO  | 5,757,922.25                 | -433,955.90               | 5,323,966.35         | 1,581,625.12      | 1,316,527.46         | 3,742,341.23   |
| 013             | UNIDAD TEPEXI  | 4,687,489.80                 | -327,919.70               | 4,359,570.10         | 1,191,285.07      | 1,050,939.78         | 3,168,285.03   |
| 014             | UNIDAD ZACATLAN  | 6,148,436.98                 | -554,351.33               | 5,594,085.65         | 1,374,040.11      | 1,238,970.81         | 4,220,045.54   |
| 015             | UNIDAD ATlixco   | 5,711,013.85                 | -555,241.76               | 5,155,772.09         | 1,540,925.05      | 1,289,682.14         | 3,614,847.04   |
| 016             | UNIDAD SAN PEDRO CHOLULA   | 10,217,396.51                | -817,589.02               | 9,399,807.49         | 1,726,928.17      | 1,509,708.35         | 7,672,879.32   |
| 017             | CAPYDE   | 2,378,450.07                 | -177,628.09               | 2,200,821.98         | 847,006.66        | 594,748.44           | 1,353,815.32   |
| 018             | UNIDAD AHUAZOTEPEC   | 2,556,591.30                 | -110,926.24               | 2,445,665.06         | 809,315.69        | 733,631.93           | 1,636,349.37   |
| 019             | UNIDAD ORIENTAL  | 4,293,903.75                 | -347,991.55               | 3,945,912.20         | 1,125,452.24      | 1,011,778.41         | 2,820,459.96   |
| TOTAL DEL GASTO |  | 158,832,649.00               | 3,006,835.00              | 161,839,484.00       | 40,495,344.21     | 36,729,417.84        | 121,344,139.79 |


Bajo protesta de decir verdad declaramos que los Estados Financieros y sus notas,  
son razonablemente correctos y son responsabilidad del emisor.

INSTITUTO DE CAPACITACIÓN PARA EL TRABAJO  
DEL ESTADO DE PUEBLA  
ESTADO ANALÍTICO DEL EJERCICIO DEL PRESUPUESTO DE EGRESOS  
CLASIFICACIÓN ADMINISTRATIVA  
Del 1 de Enero al 31 de Mayo de 2021  
(Cifras en pesos)




---

GUADALUPE NOÉ CORRALBA FLORES  
DIRECTOR GENERAL



---

DENISSE ALEJANDRA LIMÓN MUÑOZ  
ENCARGADA DE DESPACHO DE LA DIRECCIÓN AD



---

MARÍA DEL ROSÍO SABINA BAERENA LUNA  
JEFA DEL DEPARTAMENTO DE RECURSOS FINANCIEROS